



OKI Region Population Projection Update

ICC Meeting
January 10, 2023



www.oki.org

 [/okiregional](https://www.facebook.com/okiregional)

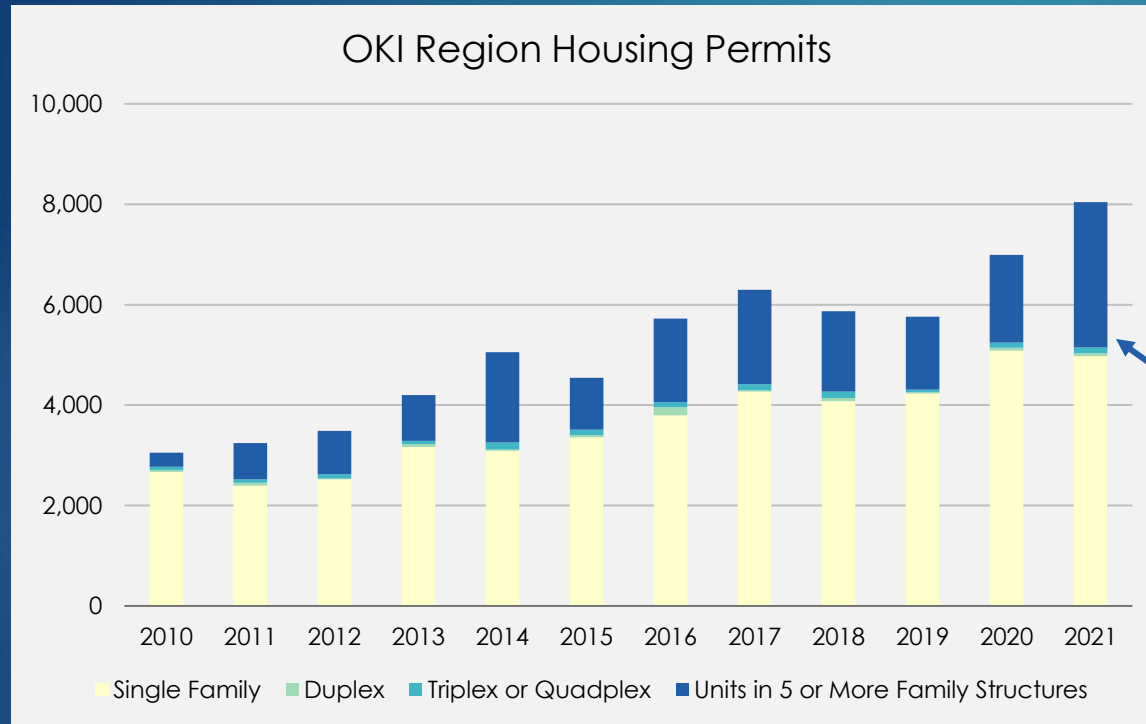
 [/okircog](https://twitter.com/okircog)

Background

- ▶ Updated population projections inform:
 - ▶ The OKI 2050 Transportation Plan
 - ▶ OKI's Travel Demand Model

OKI Region Population Growth Facilitators

Increases in building activity



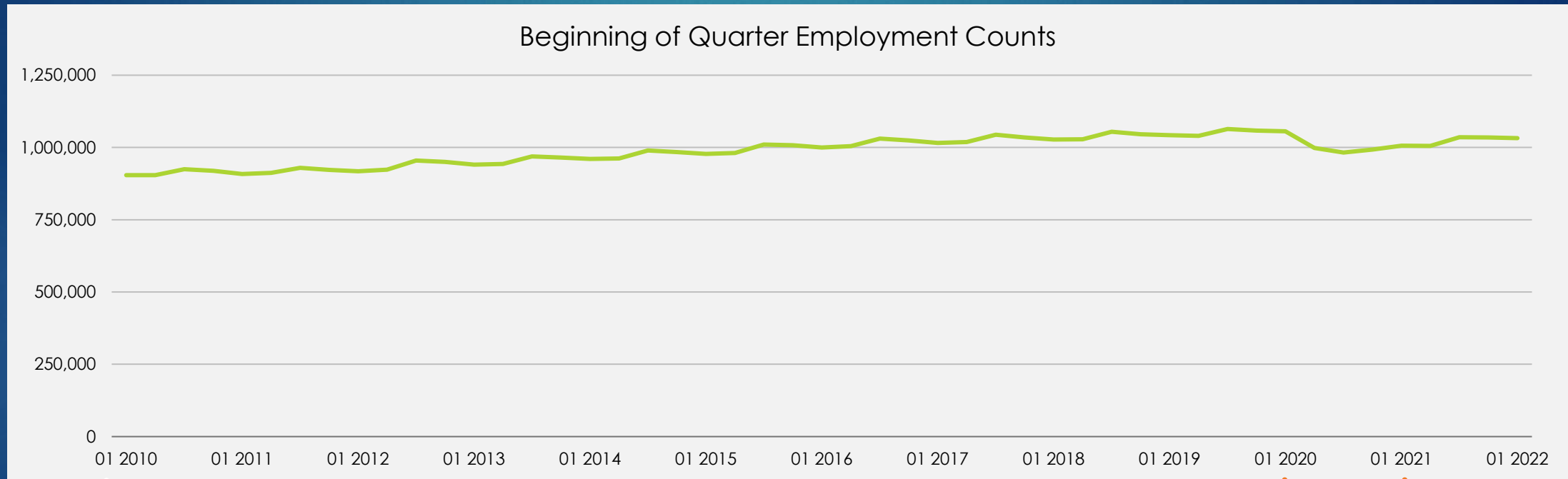
Historical Population Growth

	Total Population	Change In Population
2000	1,884,784	
2010	1,999,486	114,702
2020	2,120,427	120,941

- ▶ Growing share of multifamily permits
 - ▶ 13% in 2010
 - ▶ 38% in 2021

OKI Region Population Growth Facilitators

Persistent Job Growth



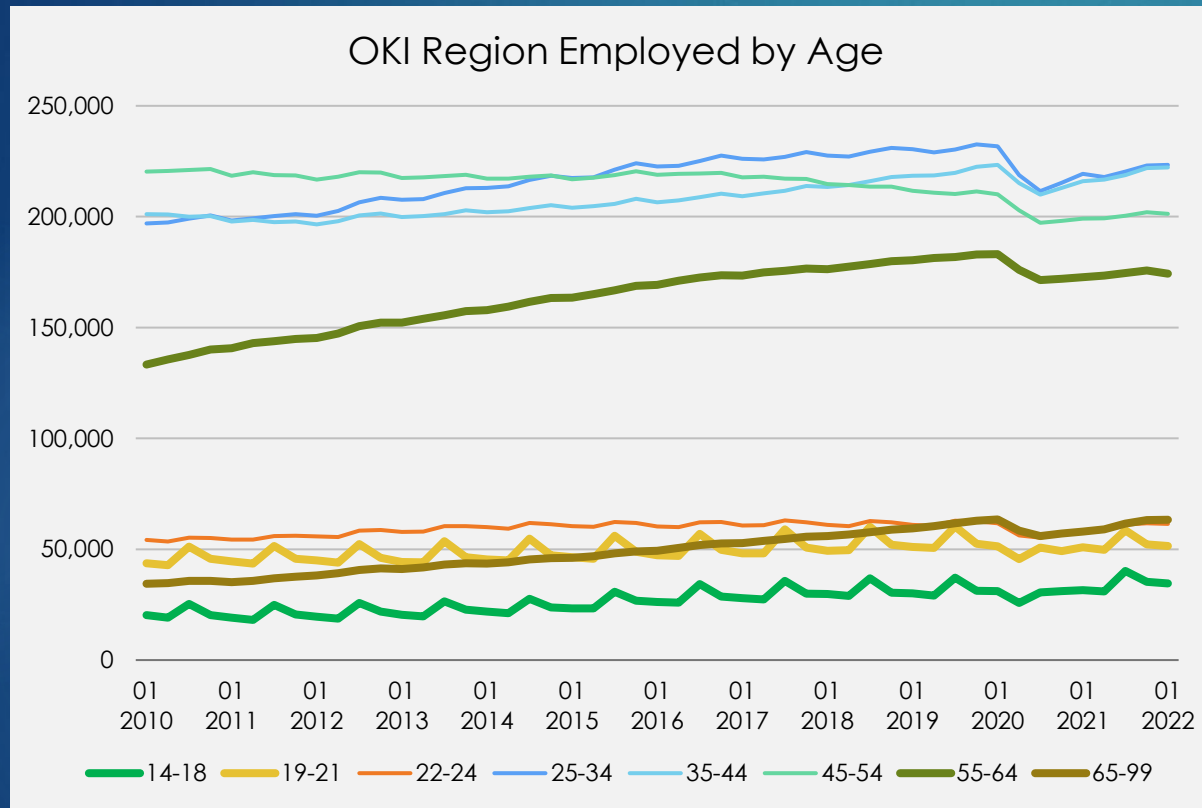
Change
In Jobs



Gain of
127,958

OKI Region Population Growth Hinderers

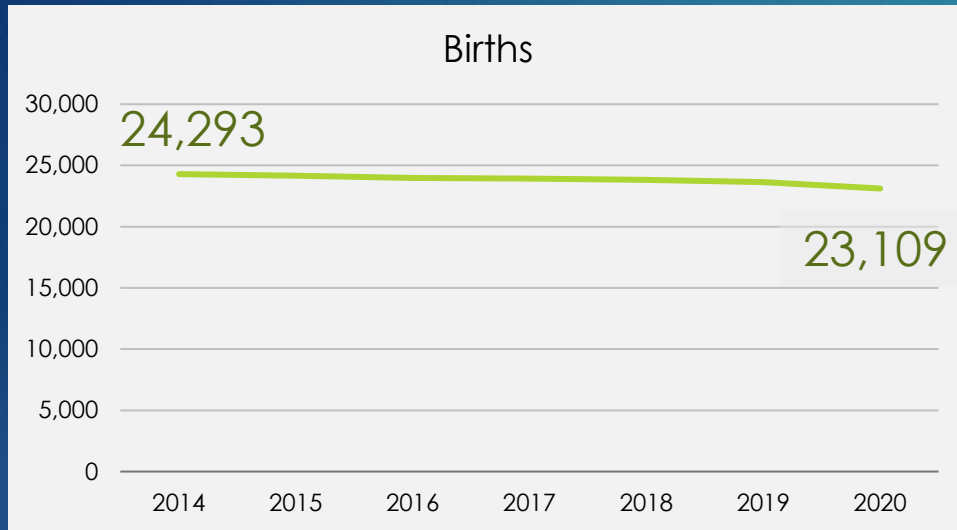
Aging Workforce



Age	2010	2022	Percent Change
14-18	20,235	34,625	71%
19-21	43,679	51,453	18%
22-24	54,255	61,457	13%
25-34	196,909	223,344	13%
35-44	201,077	222,238	11%
45-54	220,262	201,304	-9%
55-64	133,341	174,333	31%
65-99	34,362	63,324	84%
All	904,120	1,032,078	14%

OKI Region Population Growth Hinderers

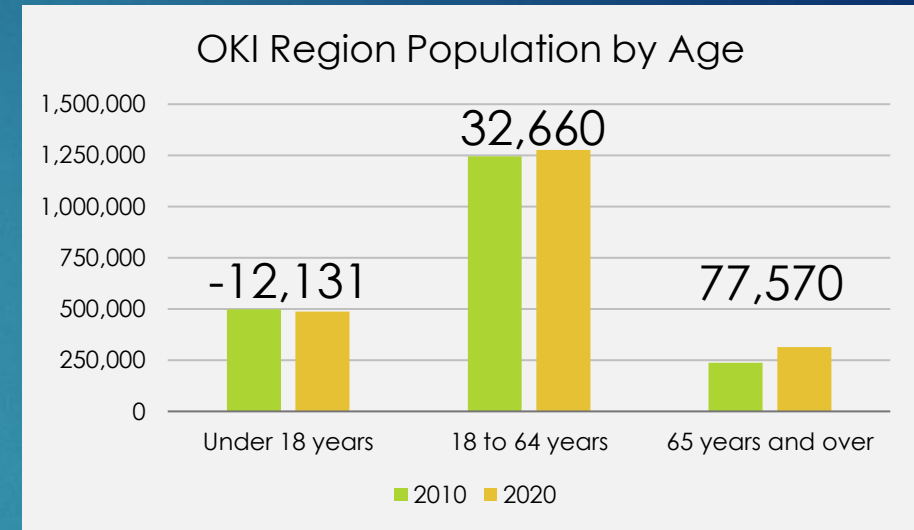
Decrease in Births / Fertility Rates*



- ▶ Annual number of births decreased by 1,184
- ▶ If the 2014 fertility rate of 65.05 held constant, 5,146 more live births would have occurred

* Data unavailable for Dearborn and Campbell Counties

Less Children



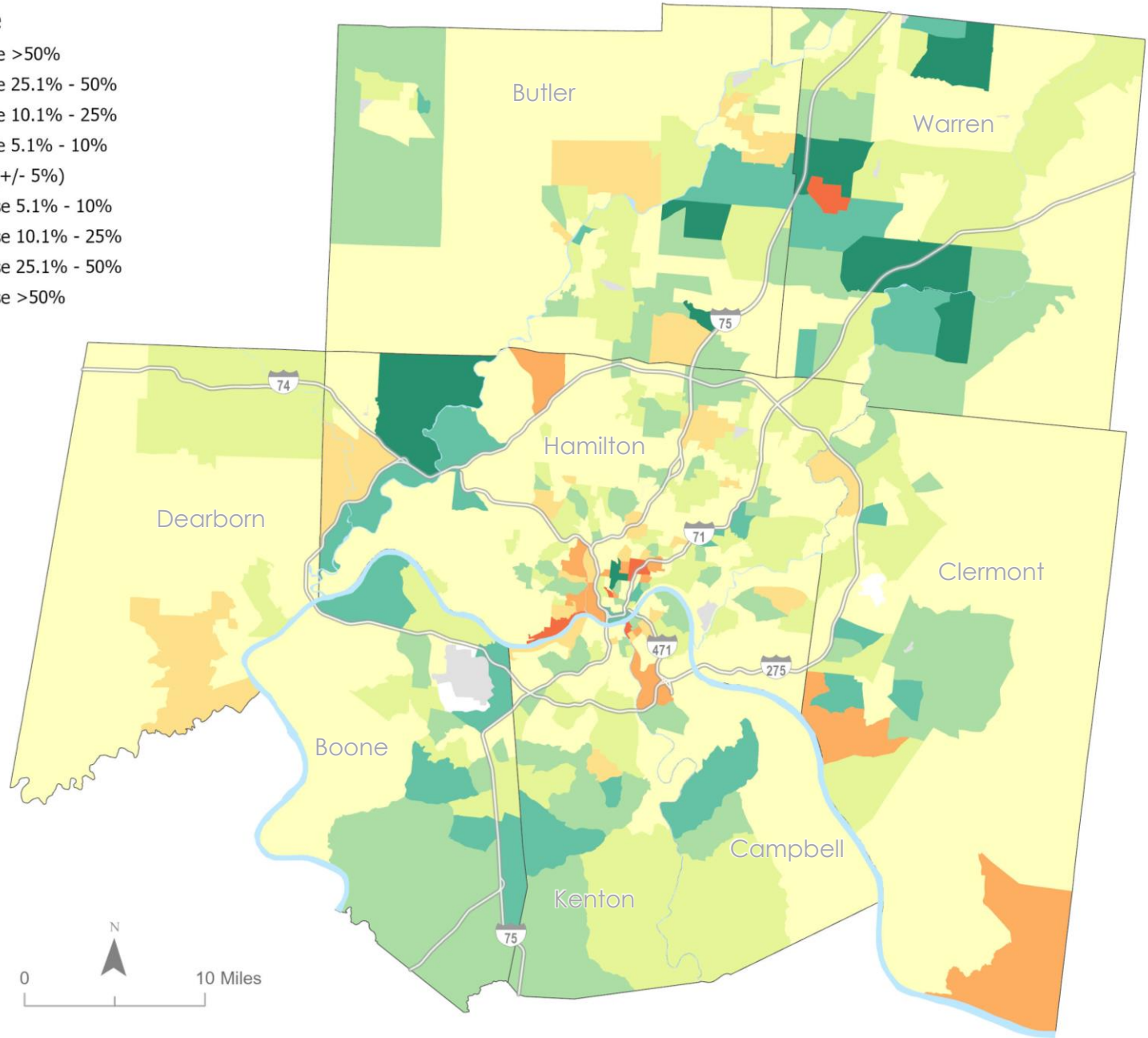
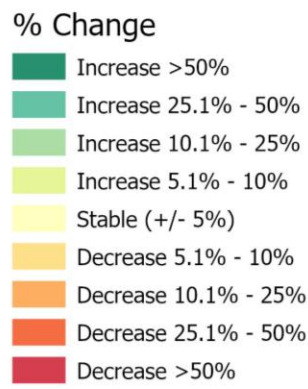
- ▶ Declining Regional share of those under 18
 - ▶ 25.2% of Regional Population in 2010
 - ▶ 23.4% of Regional Population in 2020
- ▶ Share of 65 and older is growing fastest
 - ▶ 12.0% of Regional Population in 2010
 - ▶ 15.1% of Regional Population in 2020

OKI Region Population Growth Hinderers

Slightly Higher Outflow



OKI Region Percent Population Change 2010 - 2020



Summary

- ▶ Region continues to gain population and jobs
 - ▶ 2020 Population gains exceeded previous projection (33,000)
 - ▶ Peak Employment was in January 2020, Pandemic stunted growth
- ▶ Growth in housing permits
 - ▶ Strongest growth in multifamily units
- ▶ Region's workforce and population continues to age
- ▶ Declining birth rate and less children
- ▶ Slight out migration but is offset by strong internal growth

Request for Assistance

- ▶ Guidance from County and Local Governments on:
 - ▶ New development
 - ▶ Feedback on projections and areas of growth and decline

Questions?

Contact:

Michael Outrich, Senior Planner/Demographer

513-619-7678

moutrich@oki.org