



2050 Metropolitan Transportation Plan

Ohio-Kentucky-Indiana Regional Council of Governments

February 2020



www.oki.org

[f /okiregional](https://www.facebook.com/okiregional)

[t /okircog](https://www.tumblr.com/okircog)

Schedule

Summer 2019

Fall 2019

Feb. 2020

June 2020





Take the Survey!

*You Have the **Green Light!***

*Share Your Transportation Needs
to Shape Our Region's Future.*

Visit www.oki.org - Survey open until
February 28, 2020

Today's Agenda

- ❖ Overview of Scoring Process
- ❖ Fiscal Constraint Summary
- ❖ DRAFT Project List & Summary
- ❖ Next Steps

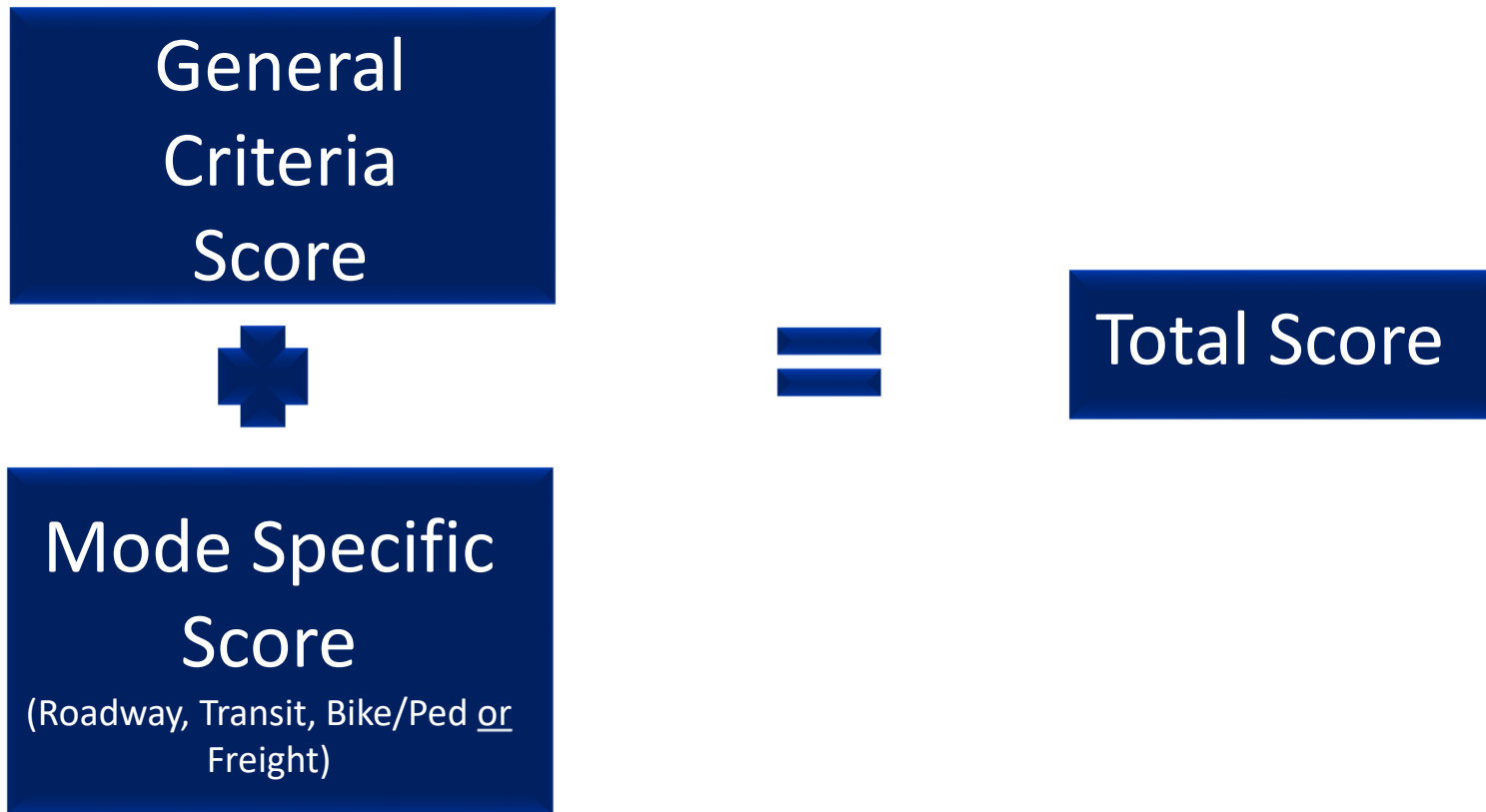
Project Scoring Process

Applies to:

- ❖ Roadway
- ❖ Transit
- ❖ Freight
- ❖ Bike/Ped



Project Scoring Process



Fiscal Constraint

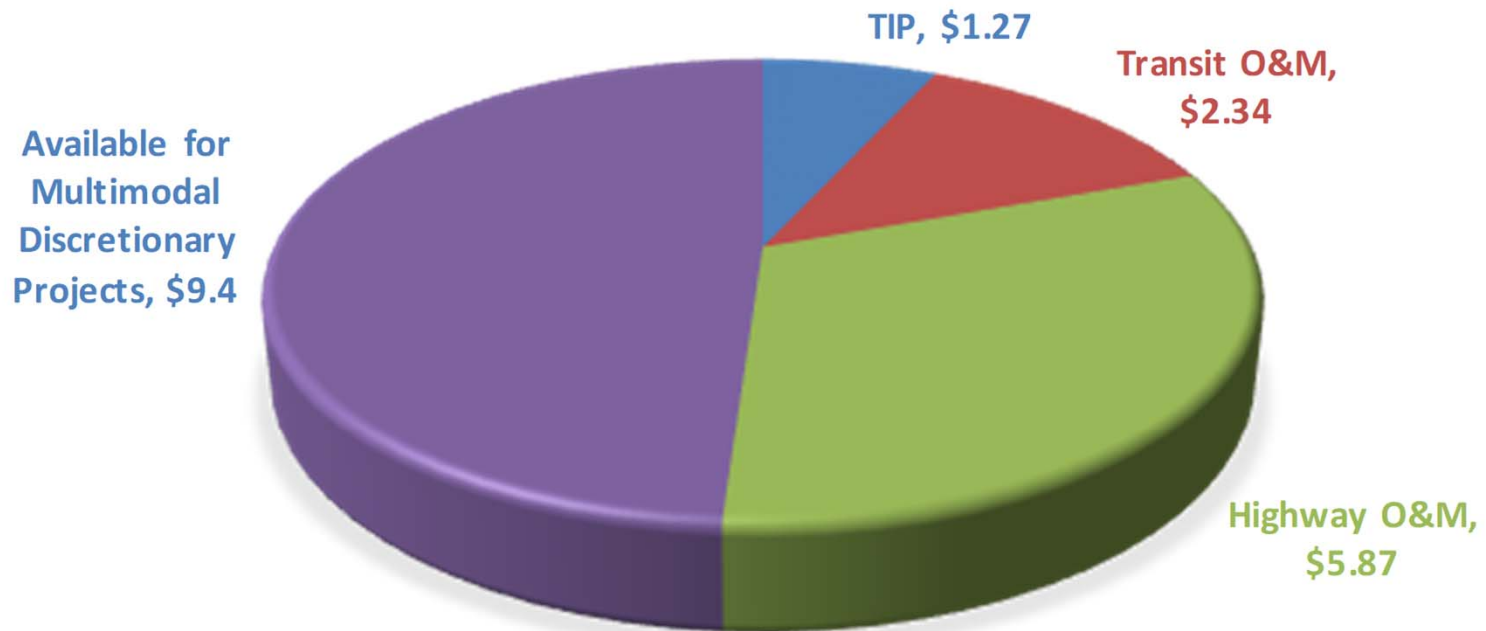
- ❖ Fiscal constraint is separate for each state
- ❖ Assumes revenues rise 2% per year, costs rise 2.5%
- ❖ Historical expenditures inform the forecast
- ❖ State and federal partners provided feedback



OKI 2050 Metropolitan Transportation Plan Estimated Revenues (1/27/2020)				
	Annual	Plan Period Total	FY2020-2023 TIP	Available for
	Amount	2.0%		Plan (2024-2050)
Ohio				
Roadway Capacity	\$99,703,720	\$3,864,188,924	\$237,294,883	\$3,626,894,041
Roadway Maintenance	\$122,630,248	\$4,752,745,889	\$111,695,459	\$4,641,050,430
TSMO	\$3,919,611	\$151,911,264	\$106,862,613	\$45,048,651
Non- roadway	\$7,453,600	\$288,877,077	\$36,207,558	\$252,669,519
Transit Capital	\$23,023,519	\$892,316,025	\$92,094,076	\$800,221,949
Transit Operating	\$45,149,085	\$1,749,830,329	\$180,576,339	\$1,569,253,990
Total	\$301,879,783	\$11,699,869,507	\$764,730,928	\$10,935,138,579
Discretionary Available				\$4,924,834,160
	Annual	Plan Period Total	FY2020-2023 TIP	Available for
	Amount	2.0%		Plan (2024-2050)
Kentucky				
Roadway Capacity	\$62,677,662	\$2,429,180,467	\$82,467,500	\$2,346,712,967
Roadway Maintenance	\$30,312,470	\$1,174,811,823	\$150,088,614	\$1,024,723,209
TSMO	\$41,785,108	\$1,619,453,644	\$64,609,969	\$1,554,843,675
Non- roadway	\$3,454,670	\$133,891,670	\$10,364,010	\$123,527,660
Transit Capital	\$6,964,200	\$269,909,533	\$27,856,800	\$242,052,733
Transit Operating	\$22,240,443	\$861,966,569	\$88,281,772	\$773,684,797
Total	\$167,434,553	\$6,489,213,705	\$423,668,665	\$6,065,545,040
Discretionary Available				\$4,367,137,034
	Annual	Plan Period Total	FY2020-2023 TIP	Available for
	Amount	2.0%		Plan (2024-2050)
Indiana				
Roadway Capacity	\$1,182,524	\$45,830,745	\$0	\$45,830,745
Roadway Maintenance	\$7,686,405	\$297,899,844	\$75,913,312	\$206,986,532
TSMO	\$788,349	\$30,553,830	\$6,293,043	\$34,260,787
Non- roadway	\$197,087	\$7,638,458	\$240,000	\$12,398,458
Transit Capital	\$0	\$0	\$0	\$0
Transit Operating	\$0	\$0	\$0	\$0
Total	\$9,854,366	\$381,922,876	\$82,446,355	\$299,476,521
Discretionary Available				\$112,489,990
Total Regional Discretionary				\$9,404,461,184
Total Plan		\$18,891,006,088	\$1,270,845,948	\$17,620,160,140



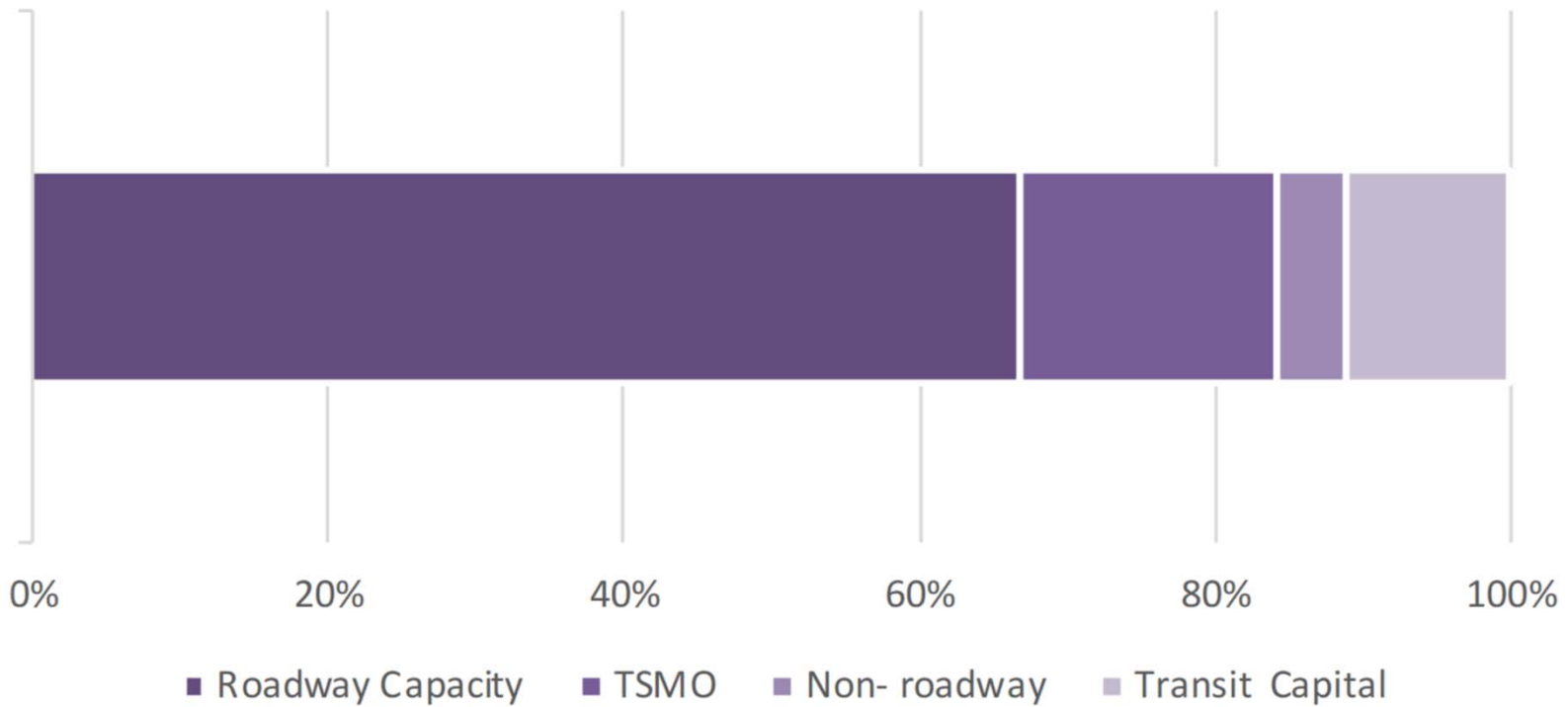
OKI 2050 PLAN SUMMARY OF AVAILABLE RESOURCES (\$B)



DRAFT Project List

- ❖ Available here: <https://2050.oki.org>
- ❖ Nearly 400 projects scored
- ❖ 172 projects in the draft list
- ❖ ~\$9 Billion

OKI 2050 Plan Potential Breakdown of Discretionary Spending (\$9.4B)

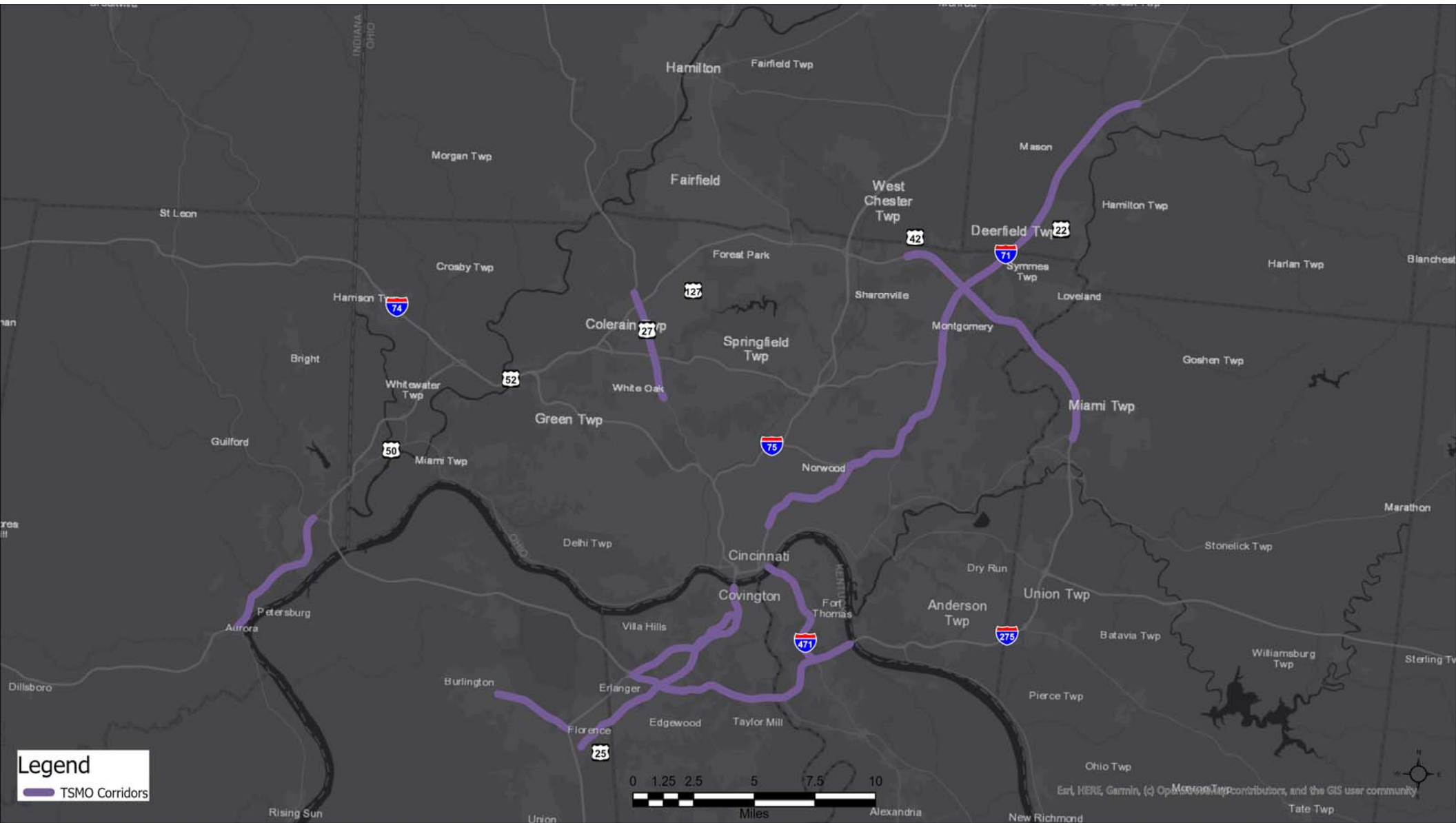


What is TSMO?

TSMO is a set of strategies that focus on operational improvements that can maintain and even restore the performance of the existing transportation system before extra capacity is needed. (source: Federal Highway Administration)



- Work Zone Management
- Traffic Incident Management
- Special Event Management
- Road Weather Management
- Transit Management
- Freight Management
- Traffic Signal Coordination
- Traveler Information
- Ramp Management
- Congestion Pricing
- Active Transportation and Demand Management
- Integrated Corridor Management
- Access Management
- Improved Bicycle and Pedestrian Crossings
- Connected and Automated Vehicle Deployment



Summary of DRAFT Project List by State



OHIO

82 projects included
256 projects evaluated

Bike /Ped (7)	\$89 M
TSMO (5)	\$227 M
Highway (62)	\$3271 M
Transit (8)	\$802 M



KENTUCKY

72 projects included
107 projects evaluated

Bike /Ped (8)	\$23 M
TSMO (4)	\$49 M
Highway (57)	\$3612 M
Transit (3)	93 M



INDIANA

18 projects included
31 projects evaluated

Bike /Ped (5)	\$14 M
TSMO (1)	\$0.6 M
Highway (11)	\$95 M
Transit (1)	\$0.3 M

What's Next?

- ❖ Need feedback on the project list by February 28
- ❖ Environmental Consultations with agencies on March 5
- ❖ Refine the list
- ❖ Continue writing the Plan document
- ❖ Staff will code networks, run models and examine the output
- ❖ Conformity Tests
- ❖ Public Hearing on June 8



Thank you



www.oki.org

[f /okiregional](https://www.facebook.com/okiregional)

[t /okircog](https://www.tumblr.com/okircog)

Robert Koehler, P.E.
Deputy Executive Director
rkoehler@oki.org
513-619-7676