



Census Data and the 2020 Census

January 7, 2020

Brandon Rudd

Senior Planner/Demographer



www.oki.org

[f /okiregional](https://www.facebook.com/okiregional)

[t /okircog](https://www.tumblr.com/okircog)

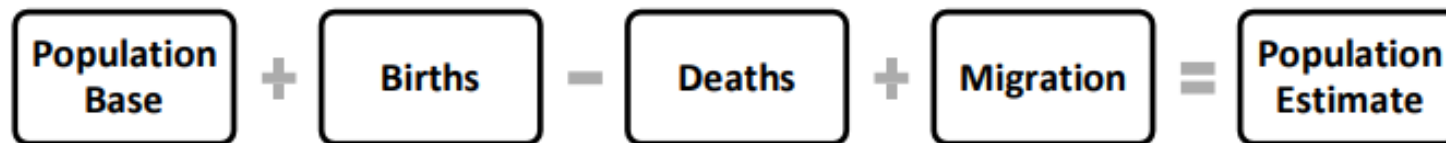
Census Data Rundown

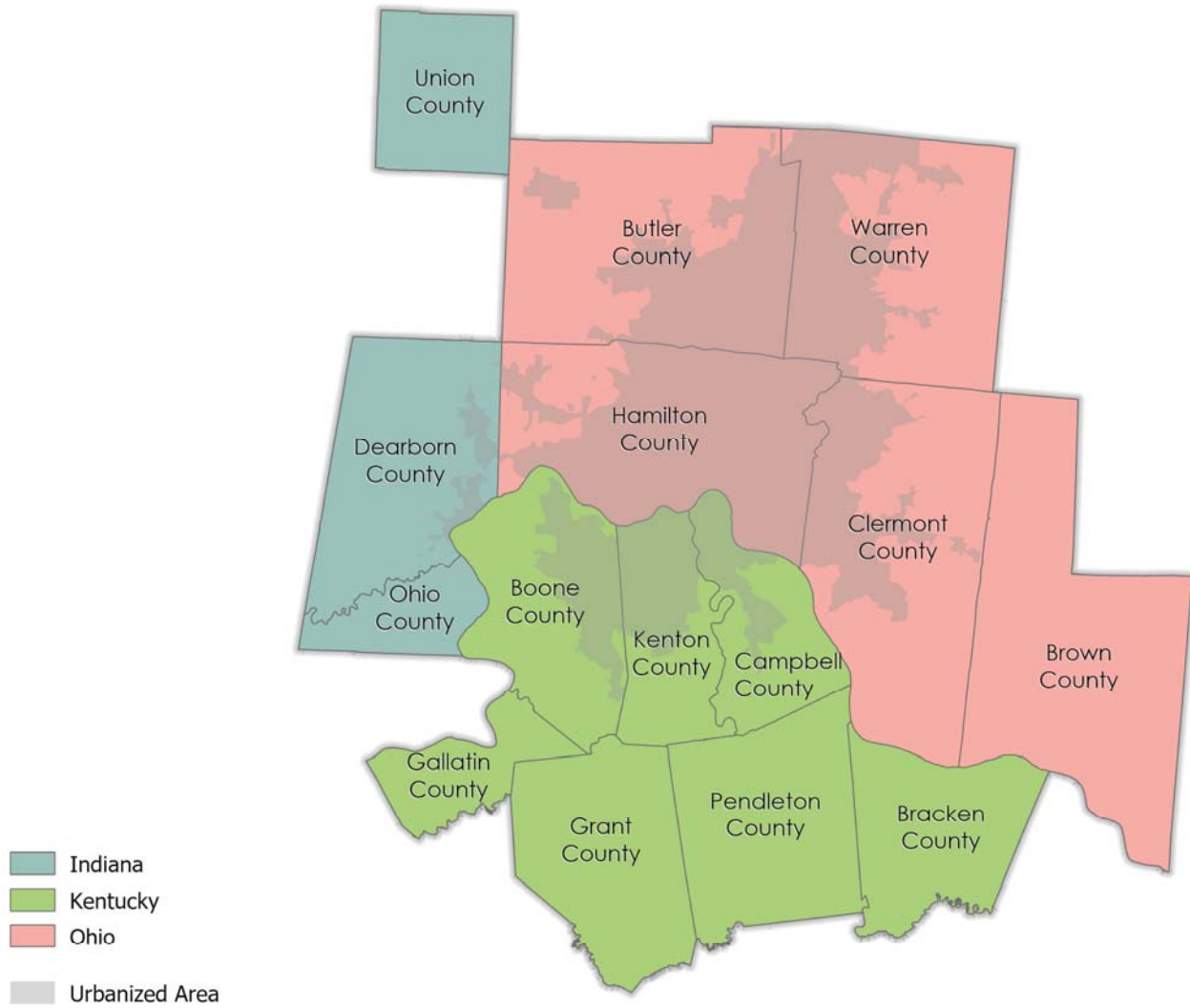
- Population Estimates Program (PEP)
- American Community Survey (ACS)
- Decennial Census



Population Estimates Program (PEP)

- Annual Population Estimates
 - United States
 - States
 - Metropolitan Statistical Areas (MSAs)
 - Counties
 - Municipalities
- Components of Change
 - Births, Deaths, Migration





Population Estimates Program (PEP)

- Release Schedule
 - Population
 - National and State (December)
 - Counties (March)
 - MSAs (March)
 - Municipalities (May)
 - Also Age, Sex, Race, Housing Units

State	2010 Population	2019 Population	Absolute Change	Percent Change	Absolute Rank	Percent Rank
Ohio	11,536,751	11,689,100	152,349	1.3%	21	40
Kentucky	4,339,333	4,467,673	128,340	3.0%	24	32
Indiana	6,484,051	6,732,219	248,168	3.8%	18	27

American Community Survey (ACS)

- Better for comparing characteristics (percent, means, medians, rates) rather than estimates of population totals.
- Sample count to produce estimates
- 1-Year and 5-Year versions
 - Collecting data over multiple years allows for a larger sample size
- Lots of geographies
 - National, State, MSAs, Municipal, Townships, CDPs, Tracts, Block Groups
- Lots of subjects
 - Ancestry, Marital Status, Educational Attainment, Employment, Income, Housing Characteristics, etc.

1-Year vs. 5-Year ACS Data

1-Year	5-Year
12 months of data	60 months of data
Data for areas with populations of 65,000+	Data for all areas
Smaller sample size	Larger sample size
Less reliable	More reliable
More current	Less current
Best to use: When currency is more important than precision. Analyzing larger populations.	Best to use: Precision is more important than currency.

Different Data Sources

- Example:

Program	Hamilton County Population	Cincinnati Population
PEP (2018)	816,684	302,605
ACS 1-YEAR (2018)	816,684	302,615
ACS 5-YEAR (2014-2018)	812,037	300,357

American Community Survey (ACS)

- Release Schedule

- 1-Year (September)
- 5-Year (December)

- Data Portal

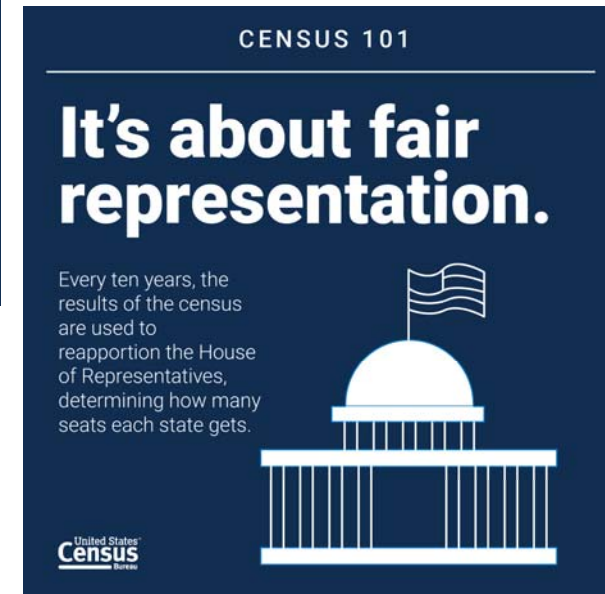
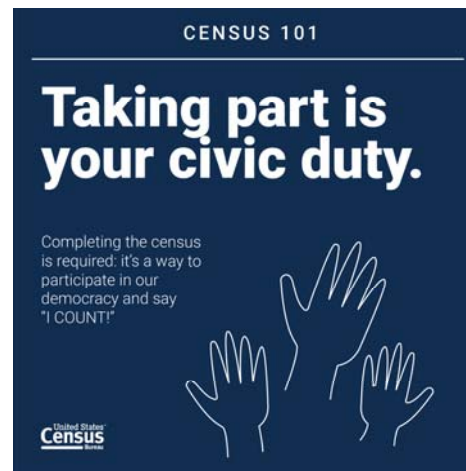
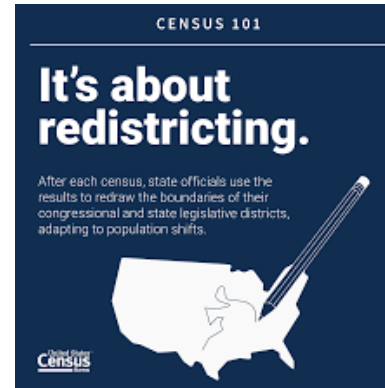
- Old: American Fact Finder
- New: <http://data.census.gov>

The screenshot shows the website data.census.gov/cedsci/. The page features the United States Census Bureau logo at the top left. The main heading is "Explore Census Data", followed by the text: "The Census Bureau is the leading source of quality data about the nation's people and economy." Below this is a search bar with the placeholder text "I'm looking for ...". To the right of the search bar is an illustration of a computer monitor displaying a map, a laptop displaying a bar chart, and a smartphone. Below the search bar is a link for "Advanced Search". The page is organized into three columns of links:

- Questions?**
 - [What is data.census.gov?](#)
 - [When will American FactFinder \(AFF\) go away?](#)
 - [How do I get started with my search?](#)
 - [How do I save my results or search?](#)
 - [How do I access data by race, Hispanic origin, ancestry, or country of birth?](#)
 - [What are the known issues and defects?](#)
- Release Notes**
 - [More data available](#)
 - [Table enhancements](#)
 - [Export to Excel](#)
 - [Multiple table download](#)
 - [Bug fixes](#)
 - [Full Release Notes](#)
- Stay Connected**
 - [Recorded Webinar: New Updates to data.census.gov - June 2019](#)
 - [Tutorials](#)
 - Our development depends on YOUR feedback
Tell us how to make your experience better.
 - cedsci.feedback@census.gov

Decennial Census

- Once per decade
- Full count of the population
- Constitutionally mandated
- Not as many questions as the ACS
 - Home Ownership, Relationship, Sex, Age, Race/Origin
- Important!!
 - Representation
 - Federal Funds
 - Planning



Census 2020



- April 2020
- First online Census
- How to help:
 - Encourage citizens to participate! It's the law!
 - No citizenship question, information is confidential
 - Promote Census Bureau job recruitment
 - Pass out flyers at community meetings

CENSUS 101

Your data are confidential.

Federal law protects your census responses. Your answers can only be used to produce statistics.

By law we cannot share your information with immigration enforcement agencies, law enforcement agencies, or allow it to be used to determine your eligibility for government benefits.



United States
Census
Bureau

Census 2020

- Census Job Pay Rates (plus mileage and expenses)

County	Hourly Pay
Butler	\$19.50
Clermont	\$17.00
Hamilton	\$21.00 - \$23.50
Warren	\$20.50
Boone	\$18.50
Campbell	\$17.00
Kenton	\$18.50
Dearborn	\$21.50

Census Data and the 2020 Census

Contact:

Brandon Rudd

Senior Planner/Demographer

513-619-7678

brudd@oki.org

FOR MORE INFO:

www.2020Census.gov



United States[®]
**Census
2020** | **BE COUNTED**
✓ **Ohio**

**COUNTING ON
KENTUCKY**
CENSUS DAY IS
APRIL 1, 2020

United States
Census
2020

KSDC
Kentucky State Data Center



Shape
your future
START HERE >

United States[®]
**Census
2020**

Indiana